



**WIRRAL
INTELLIGENCE
SERVICE**

Disabilities, Complex Needs and Special Educational Needs: Review of LGInform performance

Wirral Intelligence Service

April 2018

Disabilities, Complex Needs and Special Educational Needs: Review of LGInform performance

For further information please contact:

Author: Matthew Ray – Public Health & Commissioning Analyst – Wirral Intelligence Service, Wirral Council – matthewray@wirral.gov.uk

Wirral Intelligence Service

Email: wirralintelligenceservice@wirral.gov.uk

Contents

Introduction	2
Key findings.....	2
LAC with SEN without a statement	2
Children in need with SEN support	3
Primary need in primary schools.....	3
Primary need in secondary schools	4
Children and young people (0-25) with statements assessed and no EHC plan.....	4
Adults with learning disabilities in paid employment	5
Positive outcomes.....	5
Additional actions.....	5

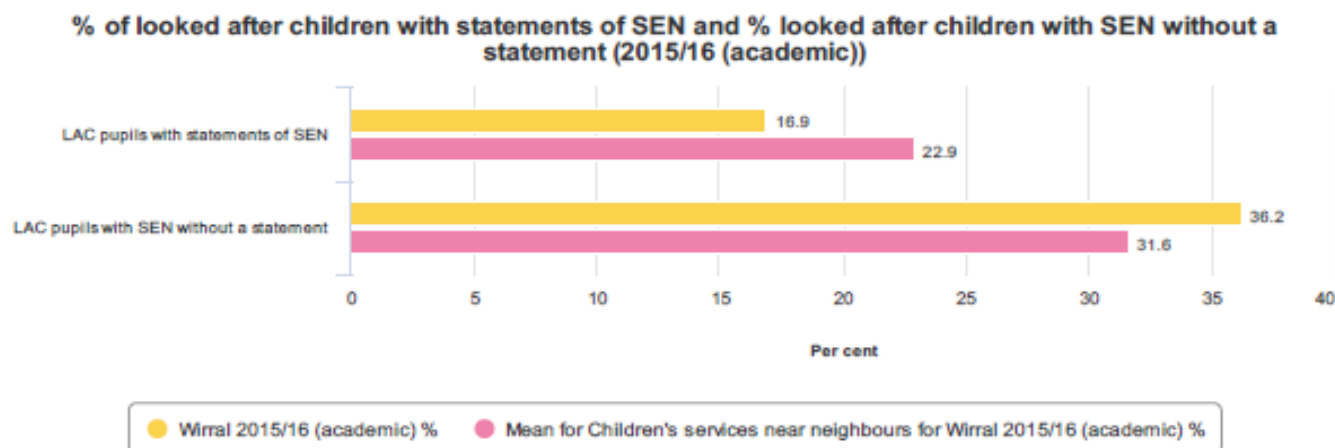
Introduction

This short report sets out to highlight those key performance indicators, presented by LGInform reports, where Wirral would be considered an 'outlier' for that performance. This information can aid partners, and commissioners of local SEND and other related disability services alike, to direct provision and plan new approaches.

Key findings

LAC with SEN without a statement

Wirral has seen a 4.6% gap increase between August 2016 and November 2017 with regards to LAC with SEN without a statement and remains higher than our statistical neighbours

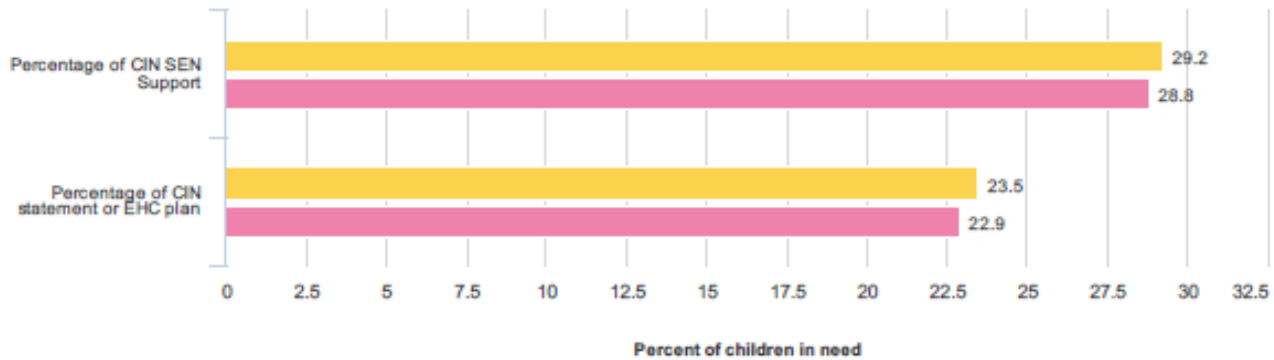


There has been a decrease in the overall % of children with LAC with SEN without a statement from 43.5% in 2014/14 to 36.2 in 2015/16.

Children in need with SEN support

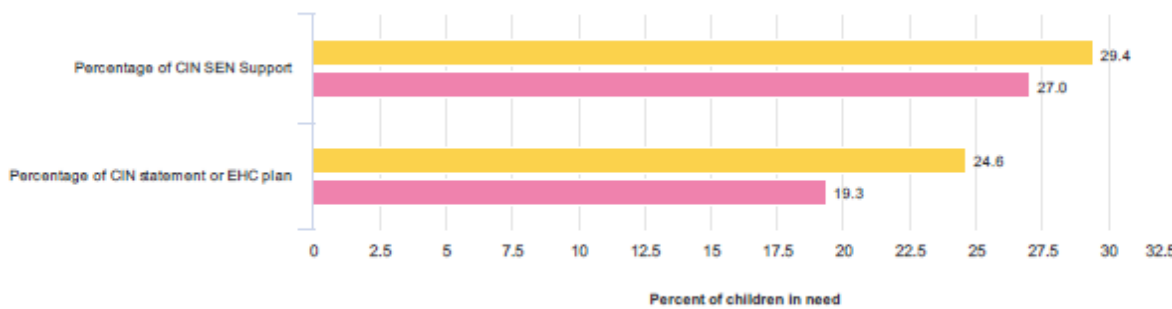
Children in need have seen Wirral performance remain fairly static when comparing 2014/15 and 2015/16 but Wirral’s statistical neighbours have seen reductions in CIN support and therefore the gap widening in a negative way for a key area of SEN support.

% of children in need with SEN support and % of children in need with statements or EHC plans (2014/15)



Legend: Wirral 2014/15 % of children (Yellow), Mean for Children's services near neighbours for Wirral 2014/15 % of children (Pink)

% of children in need with SEN support and % of children in need with statements or EHC plans (2015/16)



Legend: Wirral 2015/16 % of children (Yellow), Mean for Children's services near neighbours for Wirral 2015/16 % of children (Pink)

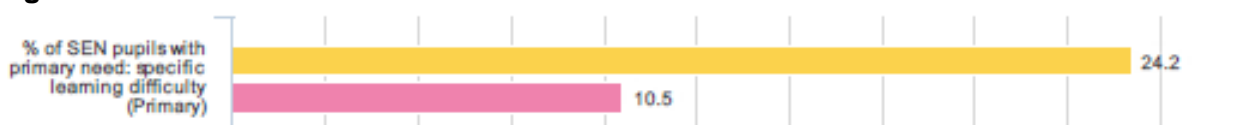
Primary need in primary schools

Primary need in primary schools has shown that Wirral is an outlier for the % of SEN pupils with primary need of specific learning difficulties, 21.5% in November 2017 and 24.2% in August 2016 when compared to statistical neighbours 9.4% November 2017 and 10.5% in August 2016.

November 2017:



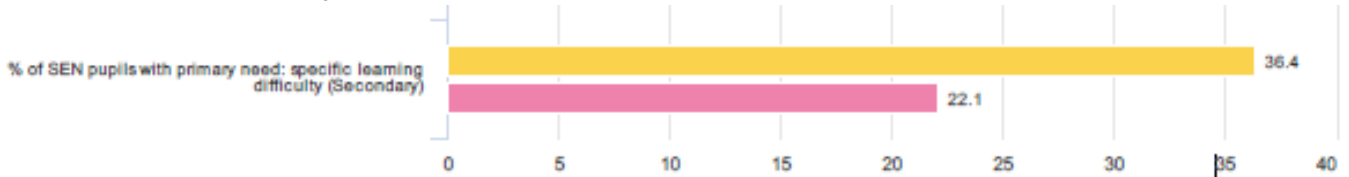
August 2016:



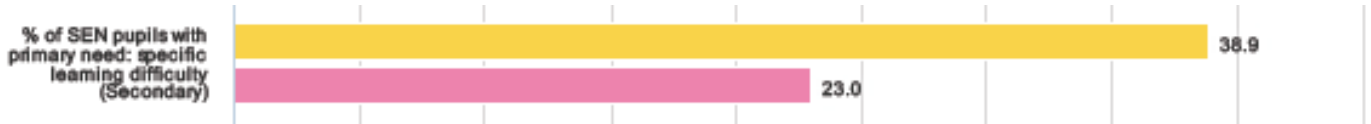
Primary need in secondary schools

This trend continues for primary need in secondary schools and Special Schools with Wirral as an outlier for the same issues:

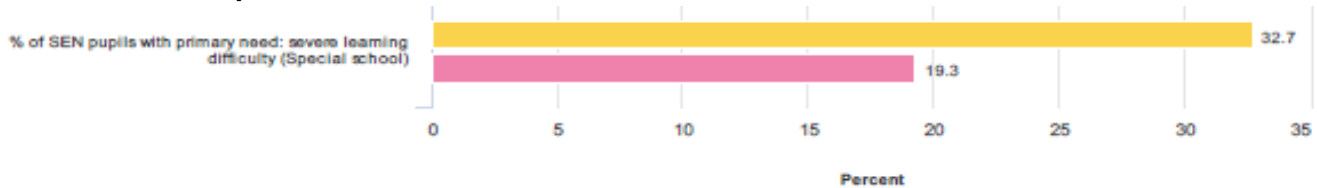
November 2017 Secondary schools:



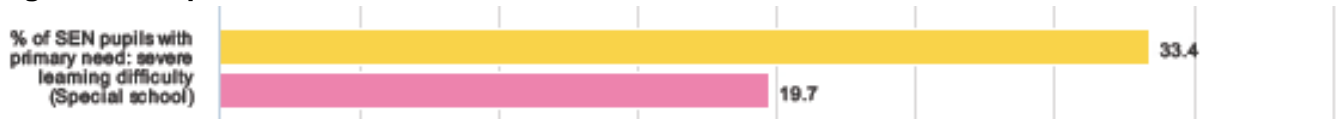
August 2016 Secondary Schools:



November 2017 Special Schools:



August 2016 Special Schools:



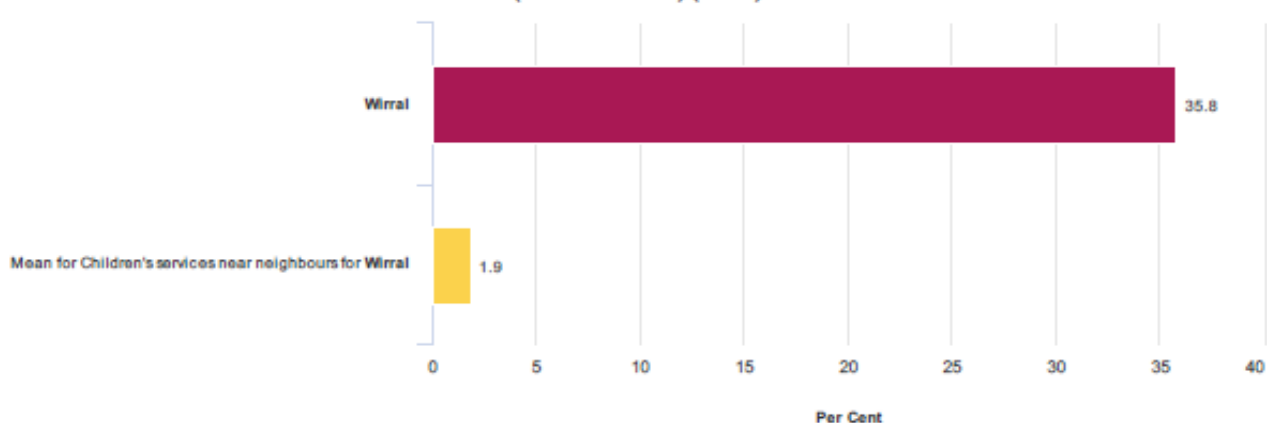
In both secondary schools and special schools the gap has increased between August 2016 and November 2017 but the gap has decreased in the primary schools between the same time periods.

Wirral has nearly double the number of children with statement or EHCP placed in maintained special schools (including foundation schools) when compared to our statistical neighbours, 56.4% compared to 31.4% in November 2017. This trend has shown very little sign of changing as in August 2016 the figures reported where 55.9% for Wirral and 33.4 for our neighbours.

Children and young people (0-25) with statements assessed and no EHC plan

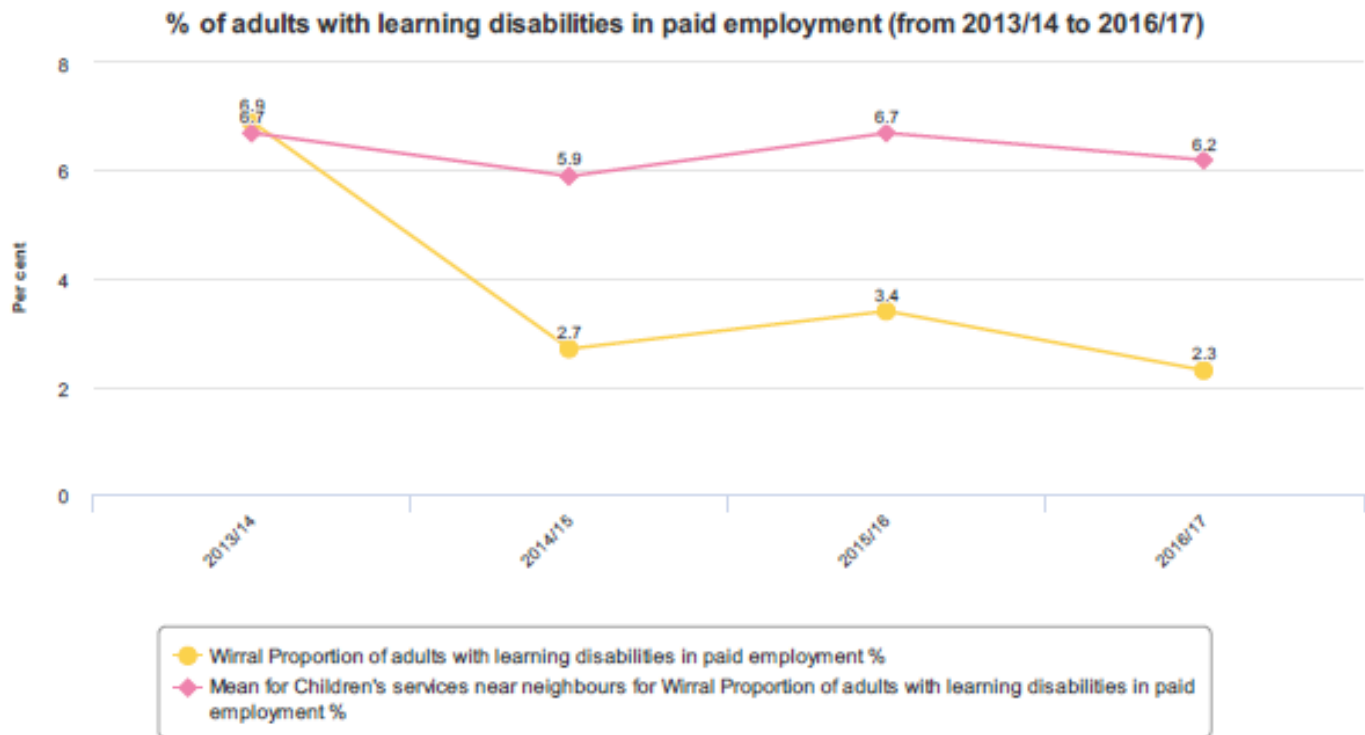
Wirral had 33.9% more children and young people (0-25) with statements assessed and no EHC plan issued in 2016 when compared to our statistical neighbours.

% of children and young people (0-25) with statements assessed and no EHC plan issued (assessments) (2016)



Adults with learning disabilities in paid employment

Wirral has seen a decline (2.3% 2016/17) in percentage of adults with learning disabilities in paid employment since 2014/15 and has shown no signs of improving back up to the same level as our statistical neighbours 6.2% (2016/17).



Positive outcomes

- Wirral's key stage 4 results for SEN have been consistently higher than our statistical neighbours in all areas whether pupils with SEN and a statement, with SEN and without a statement and no identified SEN pupils.
- This are also a positive outcomes in terms of the percentage of children achieving English Baccalaureate and percentage of 19 year olds qualified to level 2 and level 3 including English and Maths with these being consistently higher than our statistical neighbours in all areas

Additional actions

- This information has been cross-referenced with collated partner performance information in order to ascertain if other key data sources might highlight potential issues and successes that require intervening or promoting with partners. At this time no further outliers or successes have been identified from submitted performance data
- Wirral's performance outliers noted in the LGInform reports have also been cross-referenced with other SEND documents with Wirral SEND Strategy Group being made aware of any differences and similarities

For further details please contact:

- Matthew Ray – Public Health & Commissioning Analyst – Wirral Intelligence Service, Wirral Council – matthewray@wirral.gov.uk
- John Highton, JSNA Programme Lead at johnhighton@wirral.gov.uk

To subscribe to Wirral Intelligence Service Bulletin

- Email your contact details to wirralintelligenceservice@wirral.gov.uk

To give us feedback

- Let us know your views or if you need to find out more about a particular topic or subject then go to <https://www.wirralintelligenceservice.org/about-us/contact-us/>