

The weekly surveillance report for Wirral

Coronavirus (COVID-19)

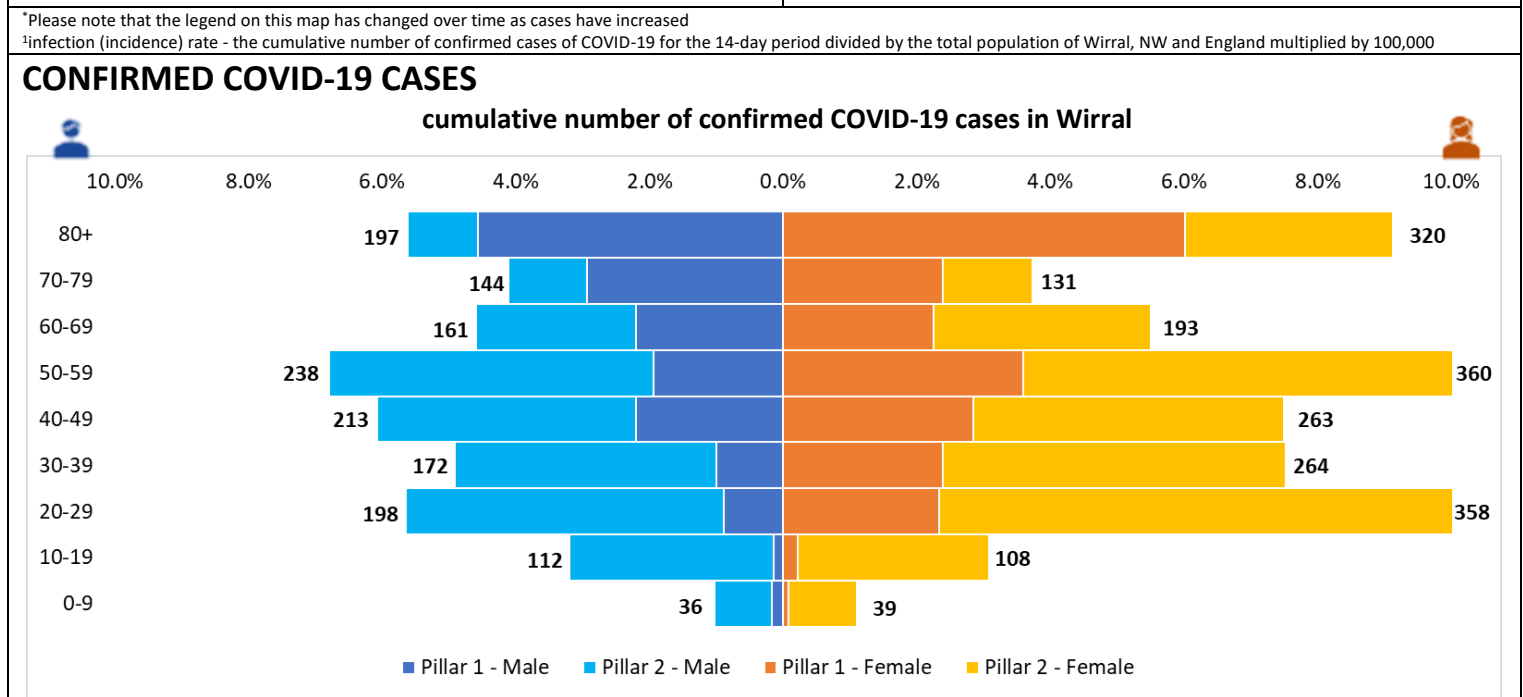
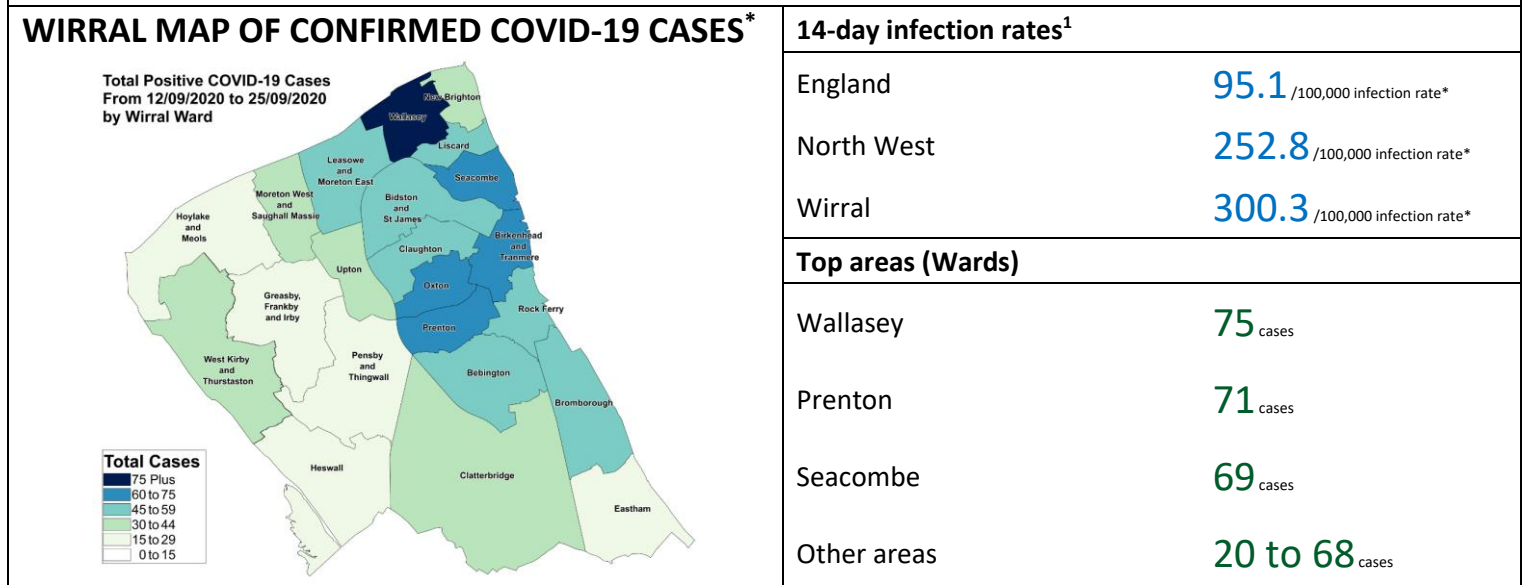
Week ending: Friday 25 September 2020

cumulative data from:
30 January 2020 to 25 September 2020 in WIRRAL

Breakdown of testing by Pillars of the UK Government's COVID-19 testing programme:

Pillar 1 + 2 combined data from both Pillar 1 and Pillar 2 of the UK Government's COVID-19 testing programme	Pillar 1 data from swab testing in PHE labs and NHS hospitals for those with a clinical need, and health and care workers	Pillar 2 data from swab testing for the wider population, as set out in government guidance
--	---	---

total number of COVID-19 cases (Pillar 1+2) 3,681	total tests per 100K population (Pillar 2 only) 21,963	% of positive tests in total (Pillar 2 only) 3.2%	total number of registered COVID-19 deaths to 18 th September 441
number of COVID-19 cases this week (Pillar 1+2) 527	tests per 100K population this week (Pillar 2 only) 2,403	% of positive tests this week (Pillar 2 only) 7.2%	number of COVID-19 deaths registered this week (ending 18 th September) 2



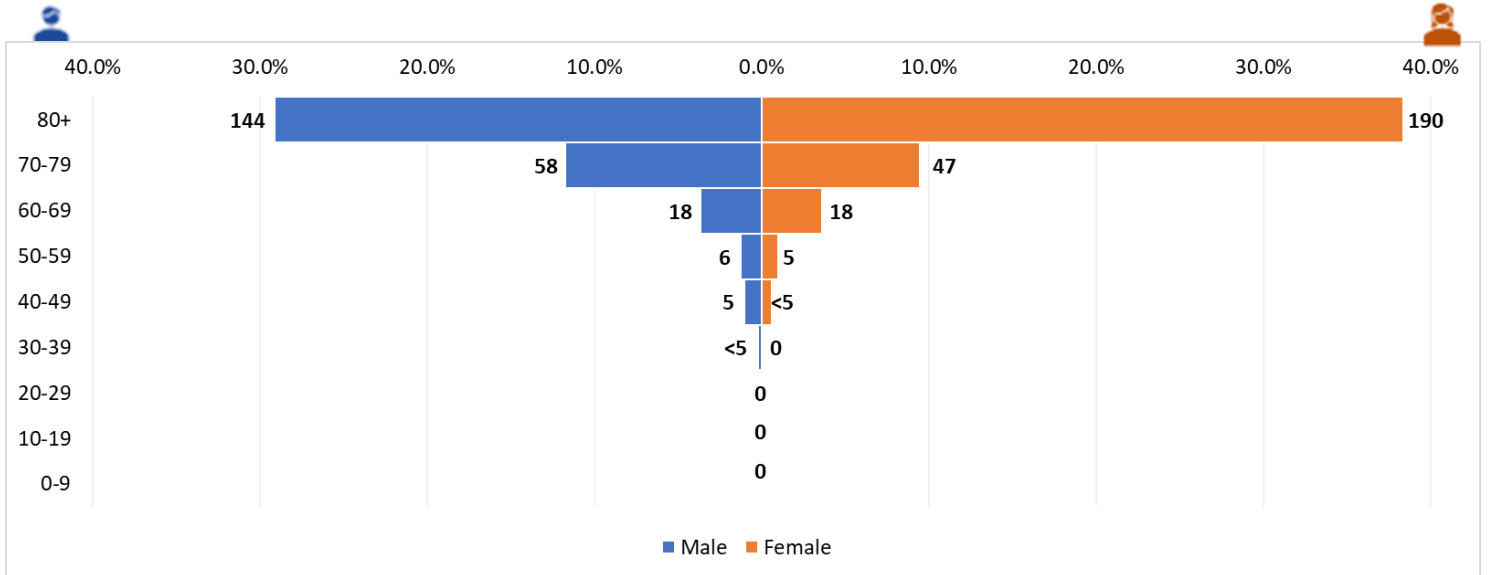
50 years male median age² **49 years** female median age²

²median age is the middle value in a range - half of the cases are younger than this age and half are older

Note(s): Some case records do not currently have full age and/or gender details and are therefore not included in the above chart; therefore, figures will not sum to headline totals

COVID-19 RELATED MORTALITY

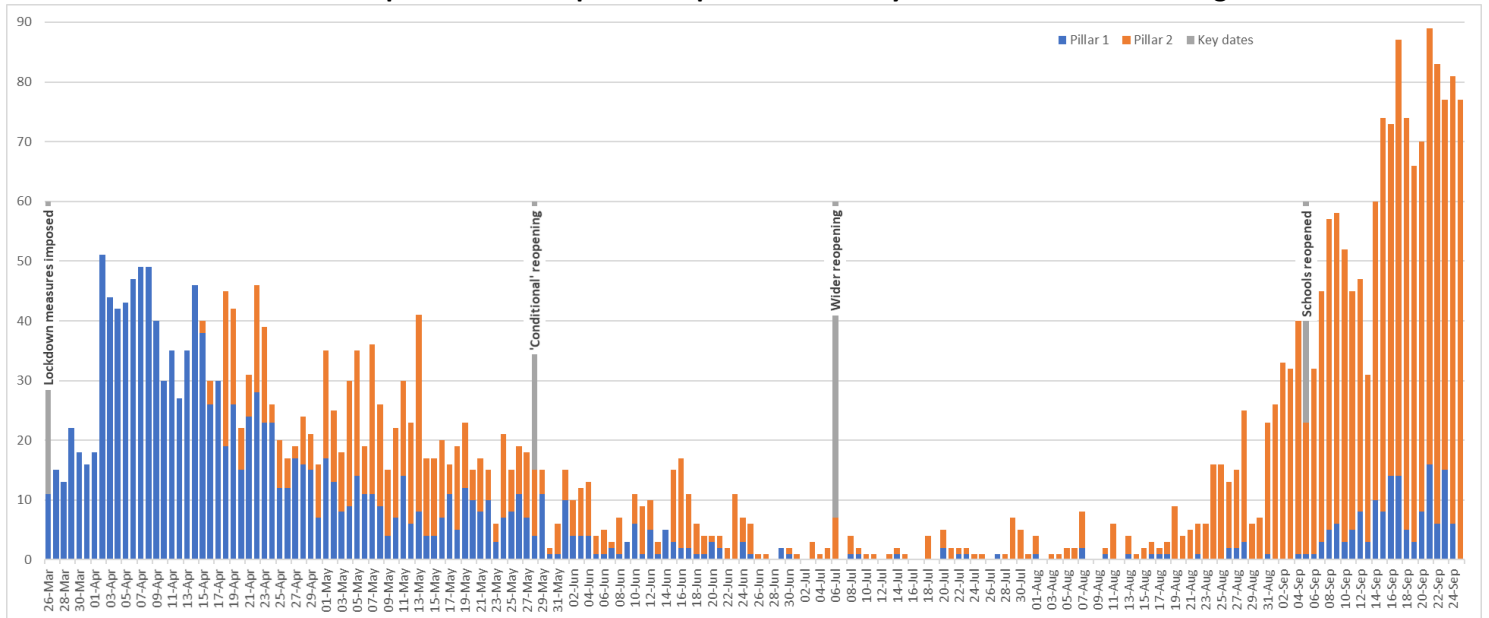
cumulative number of COVID-19 related deaths in Wirral



Note(s): The above is derived using a local live data source and will therefore not match the number of deaths officially reported by the Office for National Statistics or the PHE Coronavirus Tracker

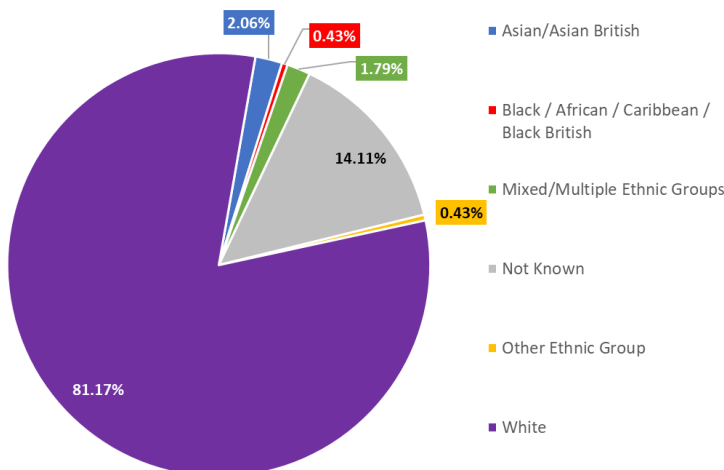
EPIDEMIC CURVE

number of positive cases up to 25 September 2020 by Pillar 1 and Pillar 2 testing³

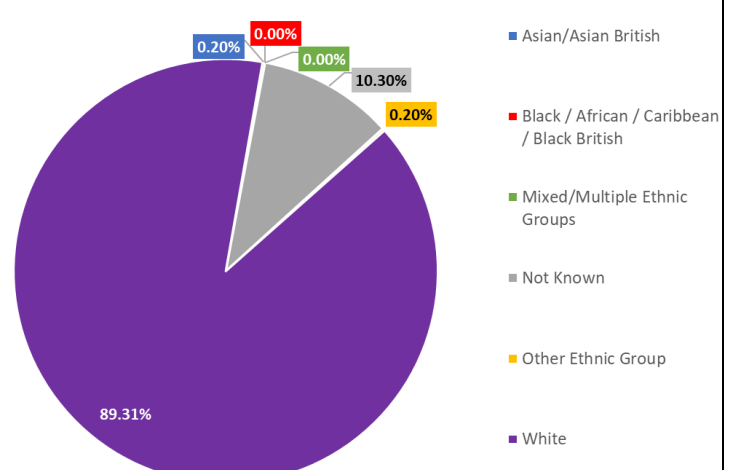


³the most recent week is a partial week and only data from more than five days ago can be considered complete
 the data are shown by the week the specimen was taken
 all data may be subject to change over time and more recent days may be incomplete in terms of case numbers
 to allow data to be seen accurately, the chart now shows data from the date lock down measures were imposed (23 March 2020)

ETHNICITY OF CONFIRMED CASES



ETHNICITY OF COVID-19 DEATHS



Note(s): These data are analysed using the cumulative confirmed cases and COVID-19 related deaths in Wirral

data from: 15 June 2020 to 25 September 2020 in WIRRAL

HOSPITALISED COVID-19 CASES

number of beds occupied by confirmed COVID-19 patients by bed type
(Wirral University Teaching Hospital NHS Foundation Trust)

